




CROSFIELDS
SCHOOL



NURSERY HANDBOOK 2025-26

TABLE OF CONTENTS

01 Welcome Message

02 Settling In and Pastoral Care

03 The School Day/Timetable

04 Arrival and Drop Off

05 After School Care

06 Food including Breakfast Club

07 House System

08 Seesaw

09 Curriculum

10 What to bring to School

11 Skills for starting Nursery

12 Uniform

WELCOME

to Academic Year 2025-26

Mrs Janey McDowell

Head of Pre-Prep

 janeymcdowell@crosfields.com


Welcome to the Pre-Prep Department, a joyful place with a warm, friendly atmosphere in which everyone feels valued. Starting school is exciting and we aim to continue this feeling of excitement as the children journey through Pre-Prep, from Nursery to Year 2, exploring the world and enjoying learning.

We have small class sizes which allow teachers to build long-lasting, nurturing relationships with children and their families. Our flexible and friendly approach encourages children and parents to feel comfortable and able to talk to staff about anything at any time. Children are inspired to learn in bright, stimulating classrooms and, with our outstanding facilities and over 40 acres of land to explore, the children make the most of every opportunity.



Miss Hannah Saunders

Head of EYFS

 hannah2saunders@crosfields.com

I am delighted to welcome you to our Early Years department. We provide a welcoming and nurturing environment for your child to start their exciting journey at Crosfields. As a team, we provide a setting in which the children can blossom into confident, independent, and enthusiastic learners. By combining a play-based environment, with teacher led activities, we support the children to discover more about themselves and the world around them.

We work closely together to ensure that every child is seen and valued as an individual and ensure they build the firm foundations needed for them to thrive in the future. These important early years should be filled with excitement, fun and, most importantly, the chance for your child to build some wonderful memories.





SETTLING IN AND PASTORAL CARE

Our main priority is to settle your child into life at school as quickly as possible. Your child's class teacher is your first point of contact, and they will help your child settle quickly into their new routine. In Nursery, your child's class teacher is also their 'key worker'.

Pastoral care is embedded in the aims, values and ethos of the school. We teach children to be supportive of each other, to work together, and to respect each other and themselves.

We value our strong relationship with parents and ensure that we work together to support children both academically and pastorally. The Head of Pre-Prep, Mrs Janey McDowell, is always available for a chat, either informally or at a planned meeting.



ARRIVAL AND DROP OFF

Children should be taken directly to their classroom in the morning, where they will be welcomed by a member of staff. The Nursery gates are opened at 08:15 and the children can be dropped off at any time between then and 08:30.



AFTER SCHOOL CARE

Short Stay (15:15 - 16:15)

Children who are not collected by 15:15 remain in the Nursery and can be collected at any time up until 16:15.

Short Stay bookings should be made via your child's class teacher on the day.

Long Stay (15:15 - 17:50)

Long Stay is based in Chestnuts (Reception classrooms), where the children can choose from a range of play activities. They are given a light tea consisting of sandwiches, fruit, and a biscuit, but will still need an evening meal once they get home. The children should be collected by 17:50. Any child not collected by this time will be taken across to the school office to await collection. Bookings for Late Stay should be made by the end of Friday the week before, if possible, via your SOCS. The cost per day is £11.



THE SCHOOL DAY TIMETABLE

| | |
|-------|---|
| 08:15 | Children Arrive |
| 08:30 | Nursery day begins – registration and settling in |
| 09:00 | Explore time/adult led teaching |
| 10:30 | Morning break |
| 11:00 | Explore time/adult led teaching |
| 11:45 | Lunch |
| 12:30 | Break time |
| 13:00 | Explore time/adult led teaching |
| 15:15 | End of the school day |
| 16:15 | End of Short Stay |
| 17:50 | End of After School Care |

If your child is being collected by someone other than you, we must be notified via phone or email.





HOUSE SYSTEM

The House System in Pre-Prep is used for team events and for rewards in Reception, Year 1 and Year 2. Children remain in their Pre-Prep house until the end of Year 2. There are four Pre-Prep houses: **Maple**, **Ash**, **Willow** and **Beech**. Our inter-house competitions, such as Cross Country and Sports Day, provide the opportunity for you to come and cheer on your child as they take part in these exciting events.



FOOD INCLUDING BREAKFAST CLUB

Breakfast Club runs between 07:30 and 08:15 and is based in the Nursery. Children are looked after by the Nursery Staff. Bookings can be made for the term, or ad-hoc as required. If you would like your child to attend Breakfast Club, please book on SOCS or email your child's class teacher to book a place at least 24 hours in advance. Breakfast is charged at £5.15 per day and will be added to fee invoices at the end of the term. Breakfast Club will commence on the first day of term.

Snack

During the morning and afternoon, children are given a drink of milk or water and a portion of fresh fruit. An additional item, such as a rice cake or breadstick, is also offered in the morning. Water is available throughout the day, but children should also bring their own, named, filled, water bottle to school.

Lunch

Children are encouraged to eat the hot lunch provided which consists of a main meal, pudding or fruit. They are sensitively encouraged to try new foods. All children are encouraged to use a knife and fork, although help is given with cutting food. Children have water to drink. Lunch is included in the school fees, and we can accommodate most dietary requirements including a daily halal option.



SEESAW

Seesaw is an online learning platform that allows us to share photographs and videos of some of what your child has been doing at school. It also allows you to make comments and add your own photos to show what your child has been doing at home to support their learning. The children all have their own Seesaw profile, and your child will be given their secure log in when they attend our New Pupils' event in June.

Once you have your child's log in details, to access their account you will need to:

- Go to app.seesaw.me on a computer or install the Seesaw Class App on an iOS or Android device.
- Choose 'I'm a Student'.
- Scan the QR Home Learning Code or type in the text code if you are on a desktop. This QR code is unique to your child's Seesaw journal and should not be shared with anyone else.

If you have any questions, or cannot access your child's account, please contact your child's class teacher for assistance.





CURRICULUM

Children in Nursery follow the Early Years Foundation Stage curriculum. The curriculum is planned to ensure progression and continuity in the development of skills in all areas through play and teacher-led activities. A strong emphasis is placed on social skills and good manners. Independence is fostered and children are encouraged to see themselves as part of the school community. You will receive further information about the curriculum at the Parent Information meeting in September.

Forest School

Forest School activities complement and extend the academic curriculum, helping to further develop independence and enrich language, mathematical and communication skills. They provide wonderful opportunities for children to learn practical skills and to use their own initiative to solve problems, to co-operate with others and to manage risks under close supervision. Forest School sessions, with our specialist teachers, take place on a Wednesday all year, regardless of the weather.

Music

The Nursery children receive two music lessons each week, taught by a specialist music teacher. They will perform a Christmas play in the Autumn Term and a concert in the Summer Term.

Swimming

Children throughout Pre-Prep benefit from weekly swimming lessons with specialist teachers in our state-of-the-art pool. The children should come to school dressed in their PE kit on their swimming day (Thursday).

PE

Children have a weekly session with the specialist PE staff. The focus is on movement development, co-ordination, and fundamental skills. Children should come to school dressed in their PE kit on their PE day.

Dance

All children also have a weekly dance session as part of their timetable.

French

From the Spring Term in Nursery, children have one session of French tuition each week with a specialist French teacher. The lessons are active and joyful, with an initial focus on learning everyday vocabulary through singing, stories, games and role play.



WHAT TO BRING TO SCHOOL

Black Crosfields book bag

This should be brought to school every day and should include your child's reading wallet, once it has been issued later in the year.

Water bottles

Children should bring a named, filled water bottle to school each day. The bottles are sent home at the end of each day.

PE bags (Crosfields rucksack)

PE bags should remain in school. Please ensure you have put some spare socks and pants in the front pocket of your child's PE bag. Children often wear their tracksuit bottoms and trainers at playtime, so it is important that they are in school every day. On the days your child wears their PE kit to school, please still send their PE bag into school with a spare white T-shirt (this can be a generic plain, white t-shirt) and a pair of black tracksuit bottoms.

Swimming bags

Swimming kit can be placed in any backpack. Swimming bags should only be brought in on Thursdays and taken home to be washed that afternoon. The children will not swim during their first full week.

Art Apron

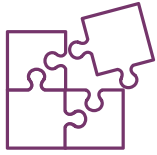
This will remain in school and be sent home at the end of each term to be washed.

Forest School clothes

These should remain in school. If they get particularly wet or dirty, following an outdoor session, we will send them home. Please return them to school as soon as possible.

Toys and special possessions

Children in the Nursery are discouraged from bringing in toys, particularly large ones. However, we recognise that some children may benefit from the security provided by a special toy or 'comforter' during their early days in Nursery. Please talk to the staff if you have any questions or concerns about this.



SKILLS FOR STARTING NURSERY

We are often asked by parents how they can help their child prepare for starting Nursery. Here are some things you can work on at home to help them develop the skills they need.

Independence

- I am happy to be away from my mummy, daddy or main carer

Social Skills

- I can share toys and take turns
- I can interact with other children
- I know when to say 'please' and 'thank you'

Self-care

- I can go to the loo on my own, wipe myself properly and flush the loo
- I can wash and dry my hands without help
- I can blow and wipe my nose
- I can ask for help if I don't feel well

Speaking and Listening

- I can talk about myself
- I can sit still and listen for a short while
- I can follow a simple instruction
- I understand the need to follow simple rules

Literacy

- I am interested in listening to stories and looking at picture books
- I enjoy singing nursery rhymes

Writing Skills

- I like exploring with mark making materials

Counting

- I am interested in numbers and shapes

Interest in the World

- I enjoy learning about the world around me
- I am interested in new activities
- I enjoy playing and exploring outdoors

Eating

- I can use a knife and fork to feed myself
- I can drink from an open cup
- I eat a range of foods including lots of fruit and vegetables
- I like to try new foods

Dressing

- I try to put on my own clothes
- I can put on my own shoes
- I can put on my coat
- I can dry myself with a towel

Routines

- I have practised putting on my uniform and getting ready to leave on time
- I have a good bedtime routine that includes a bedtime story
- I'm learning to eat at the times I will at school



UNIFORM

Our school uniform is supplied by [Stevenson's](#). You can find the specific uniform you need using their new search feature. You can also set up an account by creating a profile and adding your child's information.

We also have a school shop on site, which is open each week during term. The shop coordinator can be contacted by telephoning the main school office. The on site school shop stocks second-hand items and is open each Wednesday during term time between 15:30 and 16:30. However, if you are looking for a specific item and cannot attend during this time, please email shop@crofields.com and one of the dedicated team will have a look for you.

For all items purchased through the school shop, the proceeds go directly to the bursary fund and we ask for donations for any selected items.

In order to maximise teaching time on specific days, pupils arrive and/or leave school in Crosfields' PE/Games kit. Please click [here](#) for more details.



The items with an asterisk are branded and must be purchased from our nominated partner, Stevensons or the second-hand shop. Other items may be purchased unbranded.

Summer and Winter Uniform



*V neck jumper



*Coat



Plain black school shoes,
closed toe

Summer Uniform



*Summer dress



Bermuda charcoal
shorts



Short sleeved shirt



Turn over socks
(must be white)



*Long socks



*Legionnaire hat
(Nursery and Reception)

Winter Uniform



*Tunic dress



Short or long
sleeved
white blouse
french collar



Black knee high socks
or
plain black tights



*Knitted hat



Short or long
sleeved
shirt



Charcoal straight
leg trousers



Charcoal
ankle
socks



Knitted scarf
or plain
black snood

Swimming Kit



Plain white
swimming cap
(boys and girls)



Any
towel



Plain black girls
swimming costume
or Crosfields branded
swimming costume



Plain black boys
jammers or
Crosfields
branded
jammers



Swimming
goggles
(optional but
recommended)

PE and Games Kit



*Midlayer



*PE t-shirt



Black joggers



*PE shorts



White sport socks



Predominantly white velcro trainers with non-marking sole

Forest School



Wellington boots, any colour permitted
(Please note these are kept at school during term time)



Black, PU Elka rain set, must be purchased from muddyfaces.co.uk

Needed in the winter



Plain black or navy wristees



Plain black or navy necker

Blue Nylon Painting Apron



*Blue nylon painting apron

FIND US ON...



0118 987 1810 

www.crosfields.com 

office@crosfields.com 